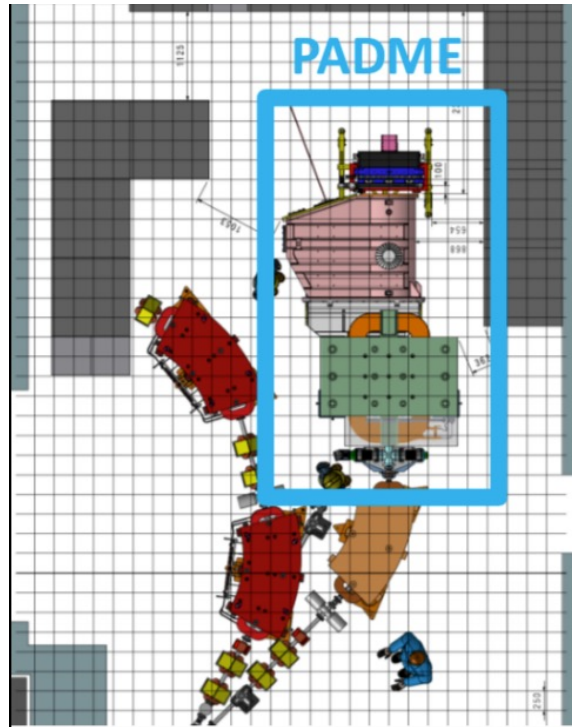


PADME: Status and prospects



Elizabeth Long - Sapienza Università di Roma
elizabeth.long@uniroma1.it

Outline

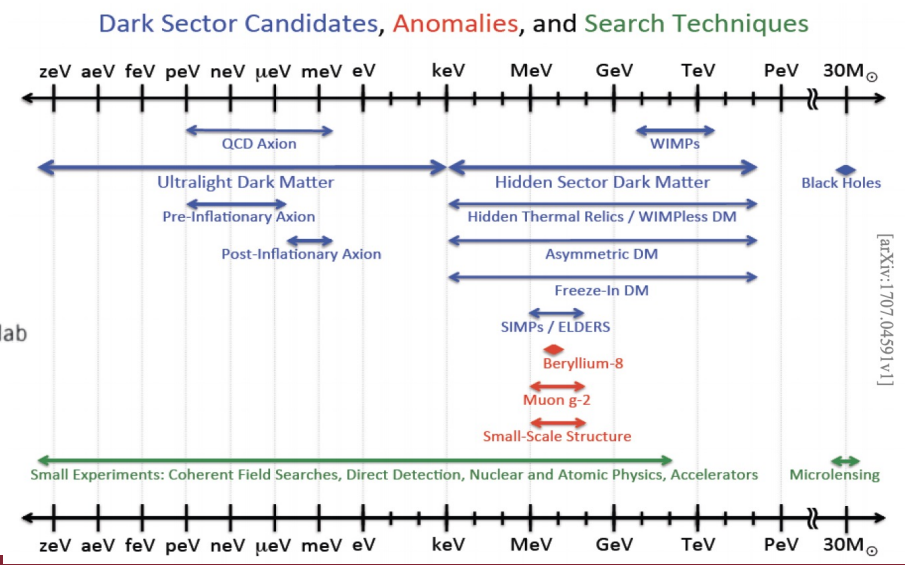
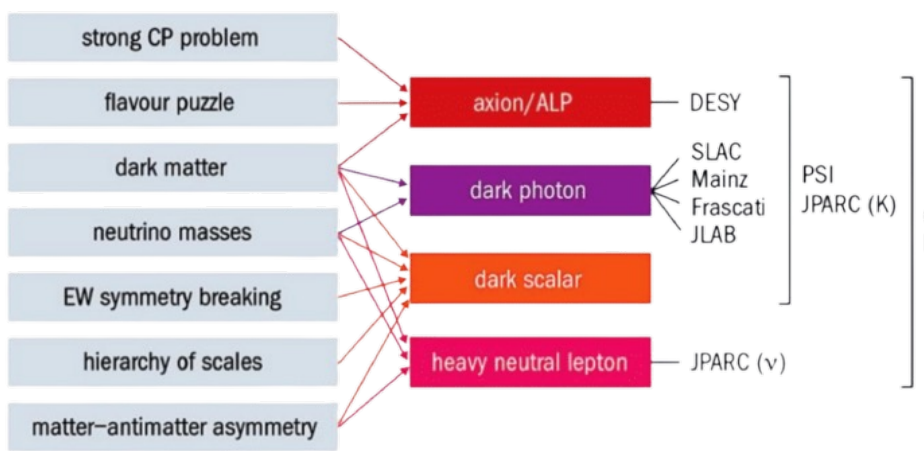
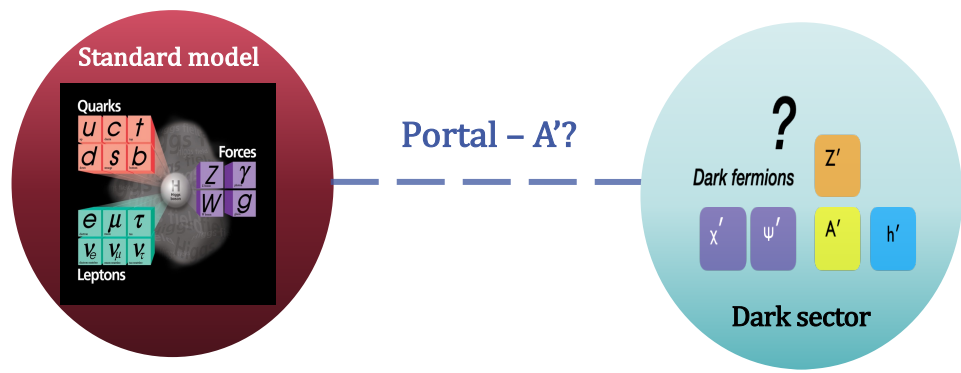
- Dark photon models
- Design of the PADME experiment
- Data taking at PADME
- First physics results
- The beryllium anomaly (X17 particle)
- PADME Run 3
- Conclusions



TOM GAULD for NEW SCIENTIST

The dark photon

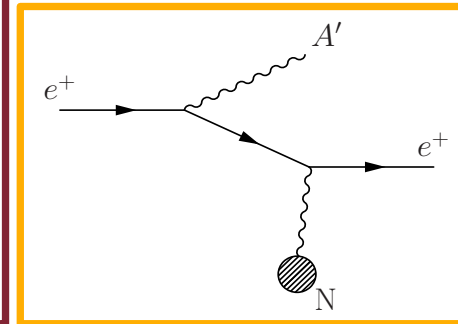
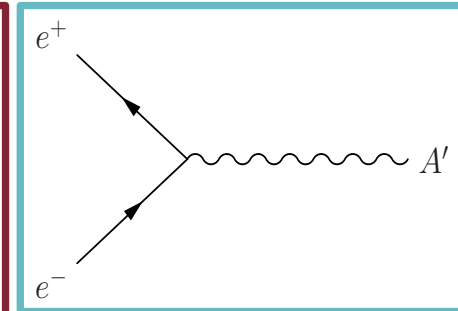
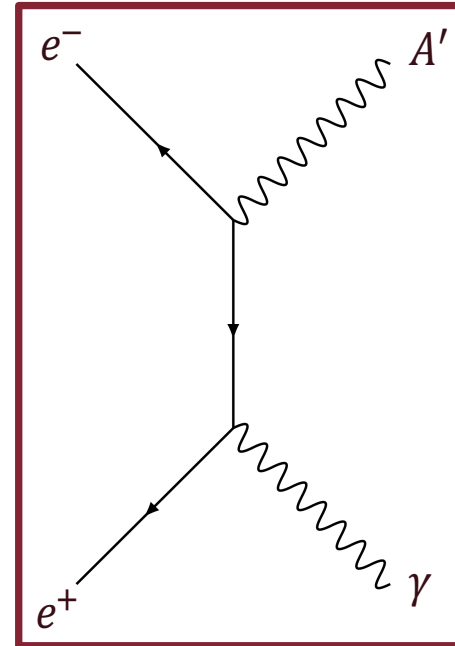
- Dark photon (A') portal between Standard Model & Dark Sector
- **Massive vector boson**
- SM- A' coupling $\epsilon \ll 1 \Rightarrow$ hidden
- Certain parameters could also explain other anomalies



Experimental approaches

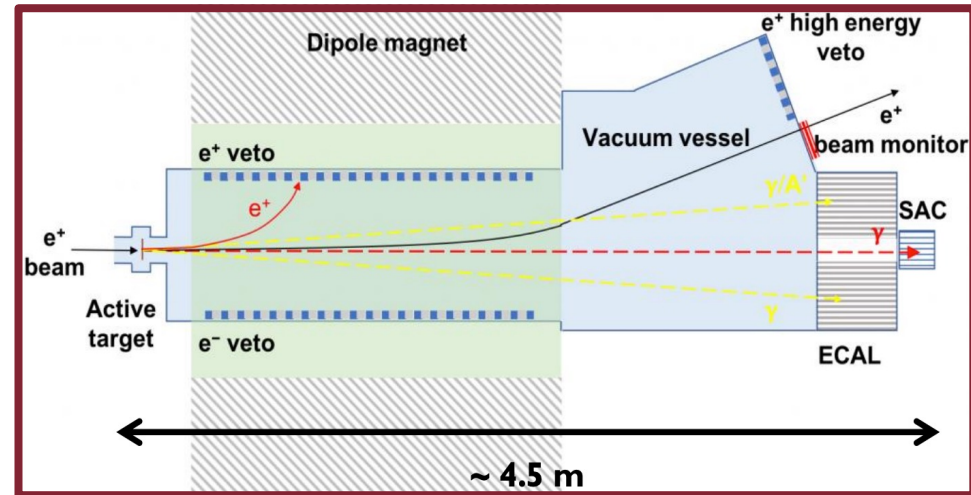
Production: Positron Annihilation

- Vector portal production at PADME:
 - Annihilation:
 - **Associated production:** $e^+e^- \rightarrow \gamma A'$
 - **Resonant annihilation:** $e^+e^- \rightarrow A'$
 - **A' -strahlung:** $e^+N \rightarrow Ne^+A'$
- Search for production => relative model independence



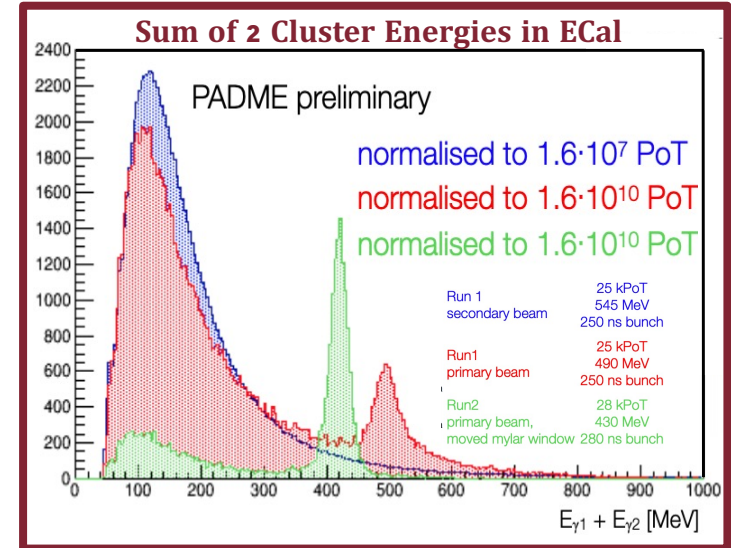
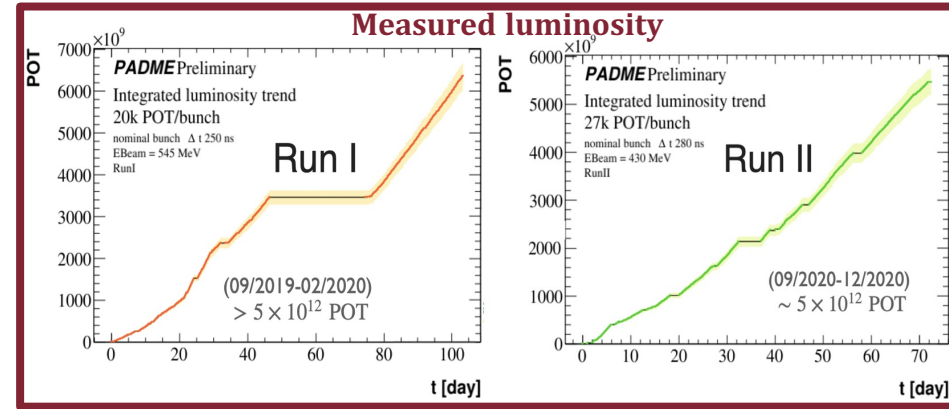
Dark photon production and detection at PADME

- Positron Annihilation to Dark Matter Experiment: $e^+e^- \rightarrow \gamma A'$ based at **Laboratori Nazionali di Frascati** (LNF)
- **<550 MeV e^+** beam on $2\text{cm} \times 2\text{cm} \times 100\mu\text{m}$ active diamond target
- **Signal:** 1 γ in BGO Electromagnetic Calorimeter (ECal) & nothing elsewhere, ΔM_{miss}^2 then gives access to $M_{A'}$
- Bremsstrahlung avoided by:
 - **ECal hole** + Small Angle Calorimeter (**SAC**) immediately behind
 - **Dipole B-field** diverts un-interacted beam and charged final state particles
 - **Plastic scintillator** bars as charged particle vetoes, in combination with SAC



Data Taking: Runs 1 and 2

- Two runs in three configurations between Sept. 2018 and Dec 2020
- Acquired luminosity measurement:
 - Run1 = 7×10^{12} POT
 - Run2 = 5.5×10^{12} POT
 - Precision = 5%
- Run 1a: secondary beam → Run 1b: primary beam
→ Reduced beam-induced background
- Detailed MC simulation of beamline ([JHEP 09 \(2022\), 233](#))
 - Run 1b → Run 2: change of vacuum separation
→ Significantly reduced background from vacuum window
 - Run 1b → Run 2: longer beam (from 250 ns to 280 ns)
→ Reduced pileup in detectors

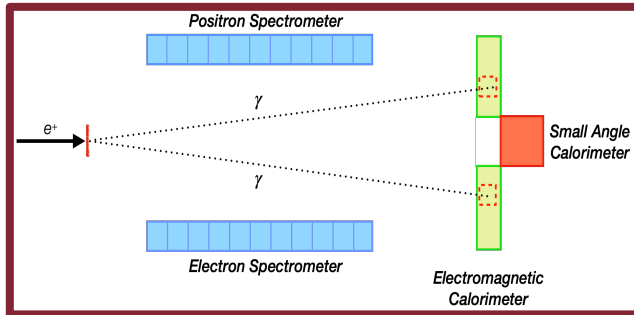


First physics measurement: Multi-photon annihilation

- $\sigma(e^+e^- \rightarrow \gamma\gamma(\gamma))$ measured
 - Characterisation of ECal
 - $\sigma(e^+e^- \rightarrow \gamma A') \propto \epsilon^2 \times \sigma(e^+e^- \rightarrow \gamma\gamma) \times \delta(M_{A'})$
 - No measurements below 500 MeV with <20% precision (last measurements were e^+e^- disappearance from 1953)
 - Could be sensitive to sub-GeV new physics eg ALPs

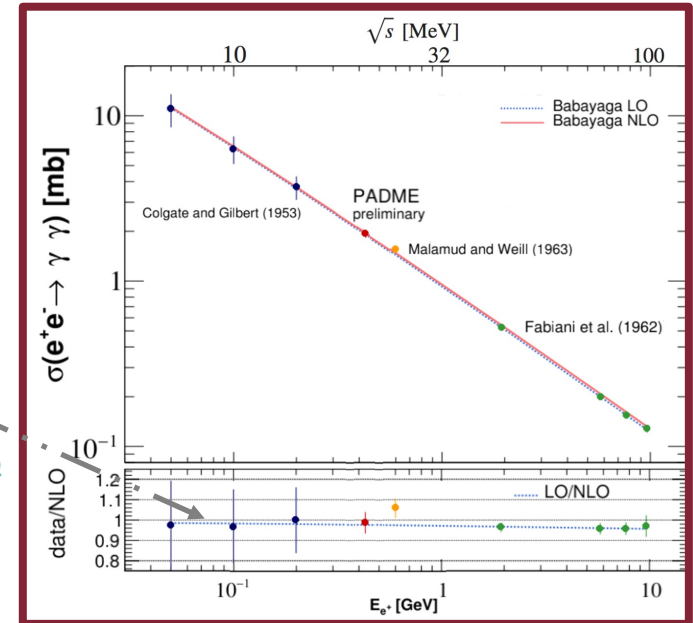
Full details: [Phys. Rev. D 107, 012008](#)

[I. Oceano @ Moriond](#)



Babayaga QED
@NLO

<https://arxiv.org/abs/0801.3360>

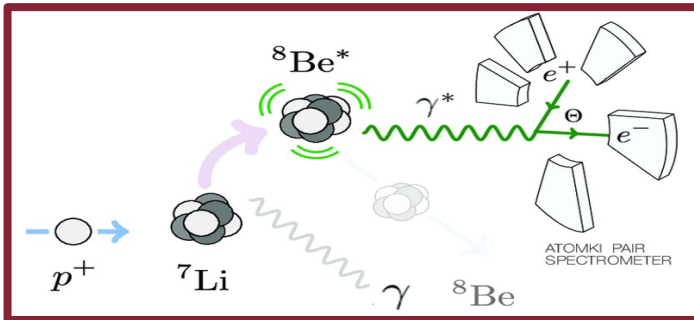


$$\sigma(e^+e^- \rightarrow \gamma\gamma(\gamma)) = 1.977 \pm 0.018 \text{ (stat)} \pm 0.019 \text{ (syst)}$$

$$\text{QED @NLO } \sigma(e^+e^- \rightarrow \gamma\gamma(\gamma)) = 1.9478 \pm 0.0005 \text{ (stat)} \pm 0.0020 \text{ (syst) mb}$$

The beryllium anomaly

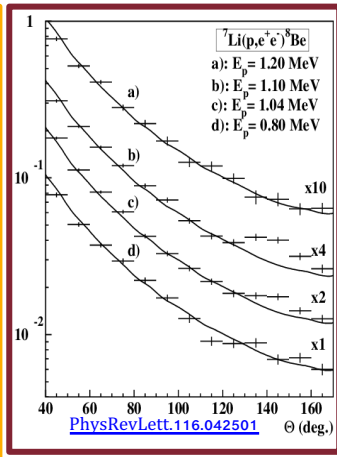
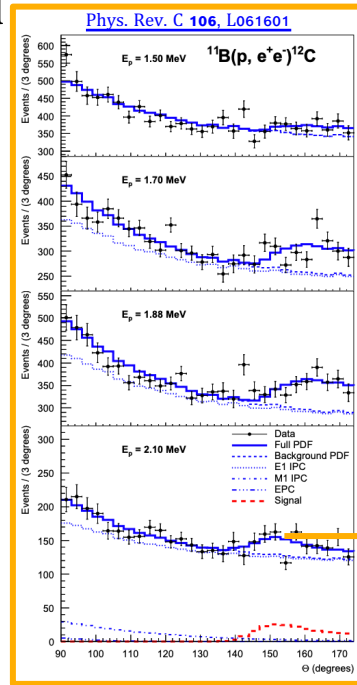
- Collaboration at ATOMKI institute in Hungary studying IPC decays of excited ^8Be (2016)/ ^4He (2020)/ ^{12}C (2022) nuclei
- Found anomaly compatible with new particle of 17 MeV mass
- LNF is the only facility in the world with a positron beam capable of this measurement at 282 MeV resonance



$$m_{\chi c^2} = 17.01 \pm 0.16(\text{tot}) \text{ MeV}$$

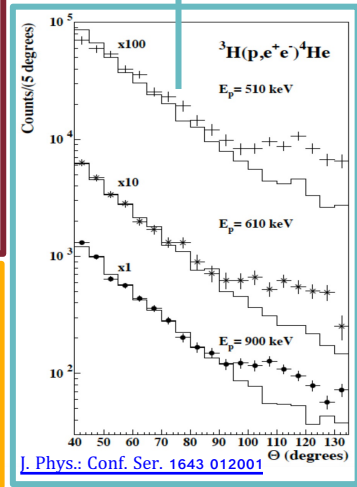
$$m_{\chi c^2} = 17.03 \pm 0.11(\text{stat}) \pm 0.20(\text{syst}) \text{ MeV}$$

$$m_{\chi c^2} = 16.98 \pm 0.16(\text{stat}) \pm 0.20(\text{syst}) \text{ MeV}$$



E_p (MeV)	B_z ($\times 10^{-6}$)	Mass (MeV/c^2)	Confidence
1.50	1.1(6)	16.81(15)	3 σ
1.70	3.3(7)	16.93(8)	7 σ
1.88	3.9(7)	17.13(10)	8 σ
2.10	4.9(21)	17.06(10)	3 σ
Averages	3.6(3)	17.03(11)	
Previous [14]	5.8	16.70(30)	
Previous [28]	5.1	16.94(12)	
Predicted [30]	3.0		

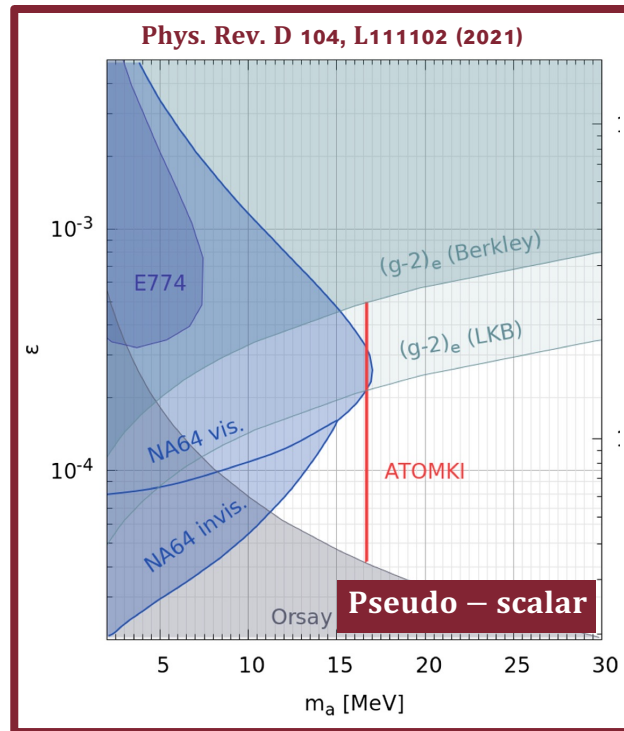
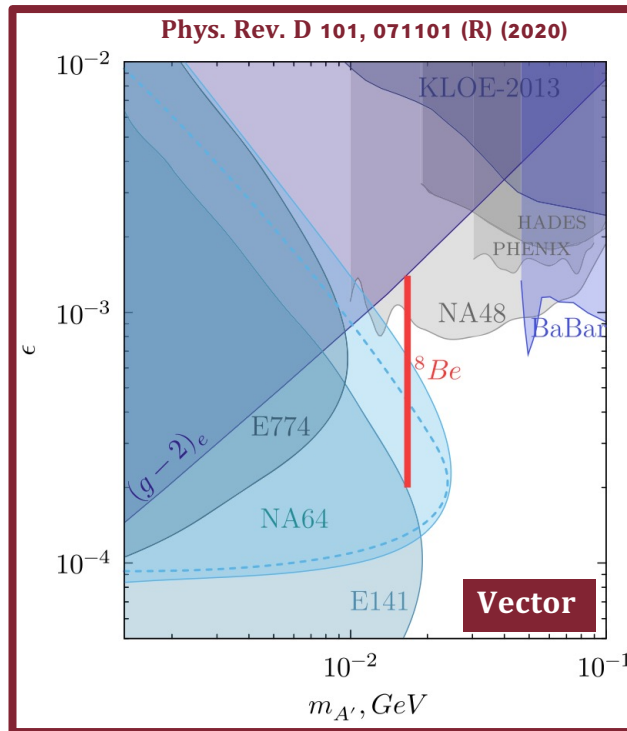
E_p (keV)	IPCC ($\times 10^{-4}$)	B_z ($\times 10^{-6}$)	Mass (MeV/c^2)	Confidence
510	2.5(3)	6.2(7)	17.01(12)	7.3 σ
610	1.0(7)	4.1(6)	16.88(16)	6.6 σ
900	1.1(11)	6.5(20)	16.68(30)	8.9 σ
Averages		5.1(13)	16.94(12)	
^8Be values	6		16.70(35)	



J. Phys.: Conf. Ser. 1643 012001


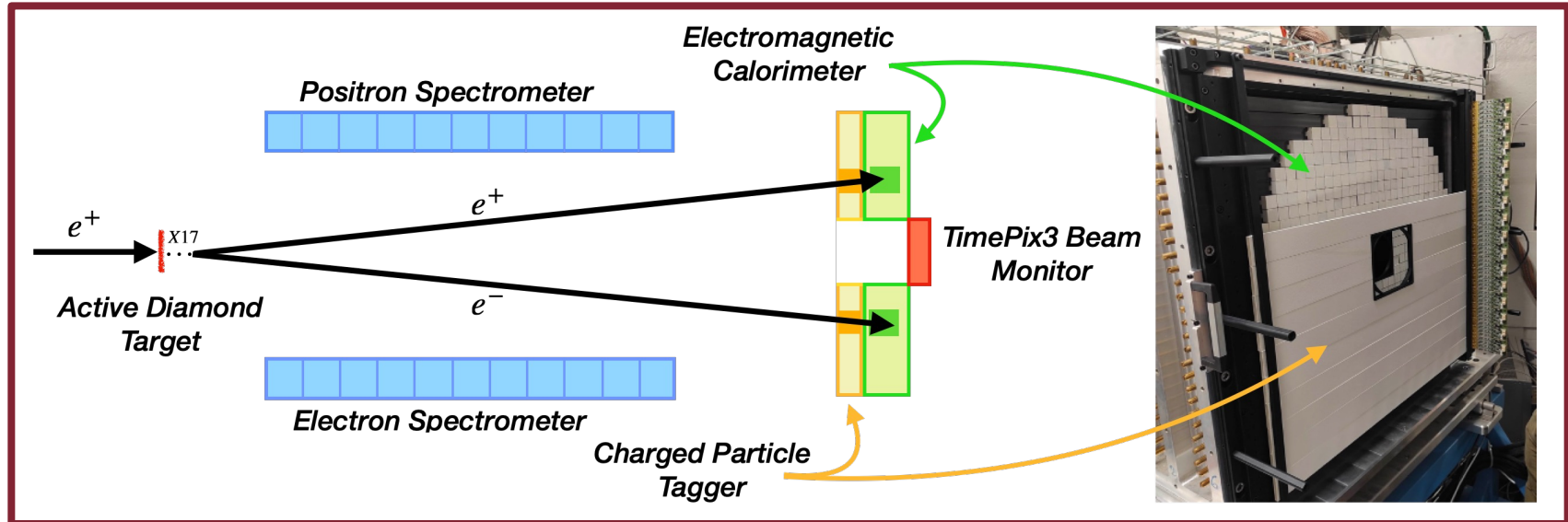
X_{17} as vector or pseudo-scalar

- Interpretation as vector or pseudo-scalar not totally excluded



PADME Run 3

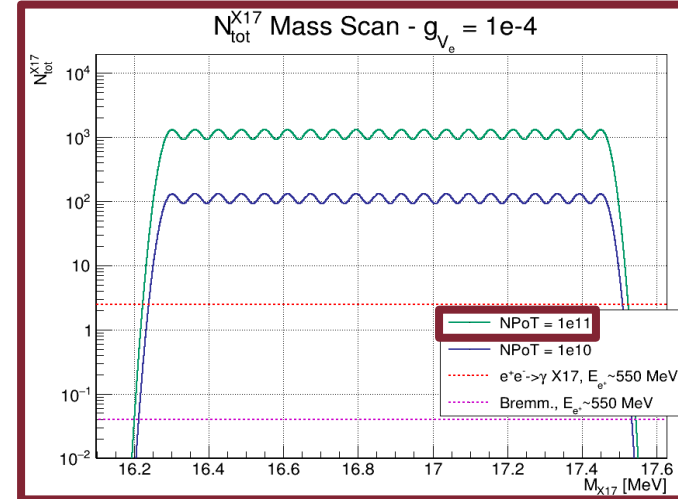
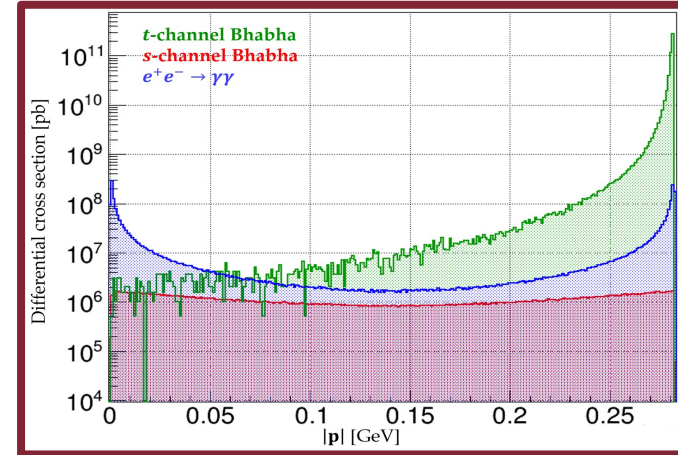
- From ATOMKI that $X17 \rightarrow e^+e^-$, therefore assume $e^+e^- \rightarrow X17$, and search for $X17 \rightarrow e^+e^-$
- Studies from Run 2 show difficulty of charged final state measurements with vetoes
- Taking confidence from $e^+e^- \rightarrow \gamma\gamma$ measurement we're looking for X17 with the **ECal**
- Built **ETagger** detector of 5mm thick plastic scintillator to distinguish $e^{+/-}$ from γ



X17 at PADME: Go resonant!

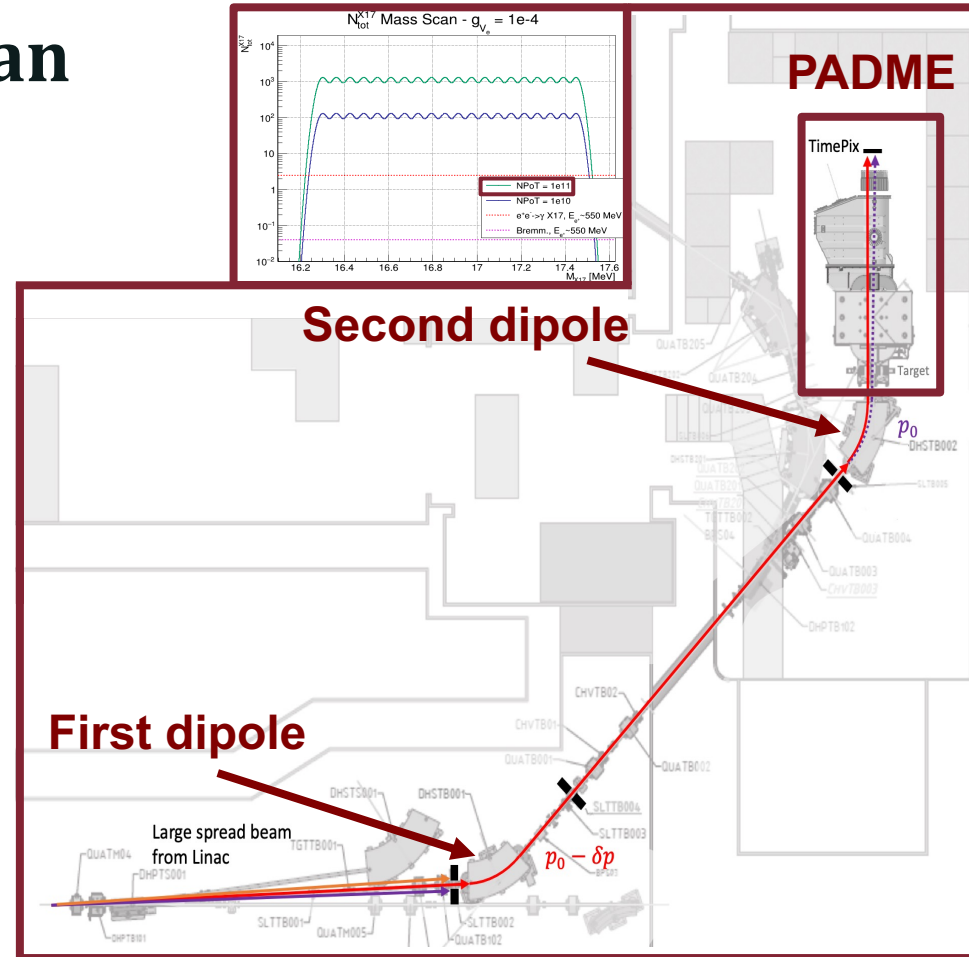
- $\sqrt{s} \approx 17$ MeV available at BTF. Production cross section increases very sharply at resonance
- Scan $E_{beam} = 260-300$ MeV in steps of ~ 0.7 MeV
- Need only $\sim 10^{10}$ POT per point
- Signal should emerge on top of Bhabha BG in multiple bins around one point of the scan
- Critical parameter for signal to background optimization: **beam energy spread σ_E**

$$N_{X17}^{Vect} \simeq 1.8 \times 10^{-7} \times \left(\frac{g_{ve}}{2 \times 10^{-4}} \right)^2 \left(\frac{1 \text{ MeV}}{\sigma_E} \right)$$



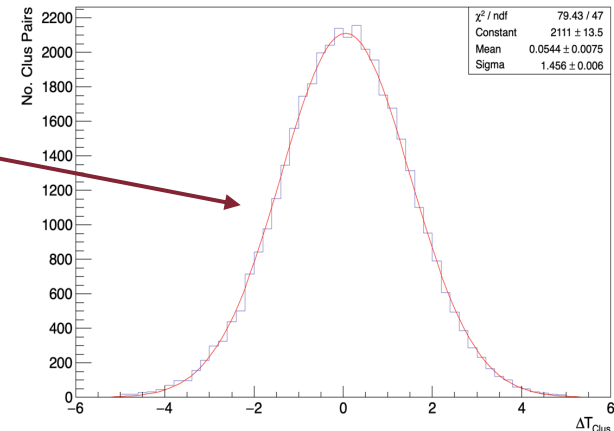
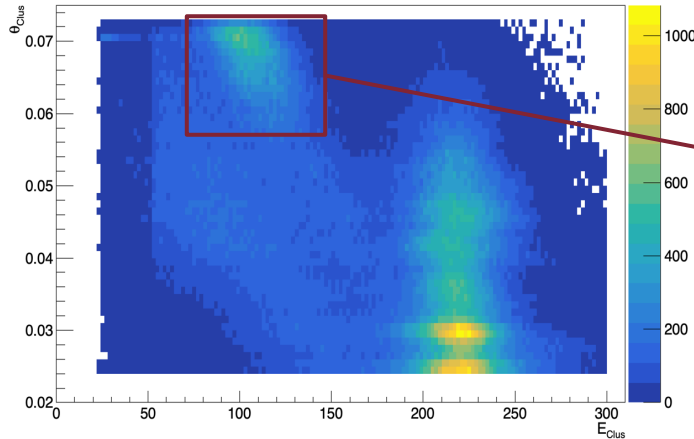
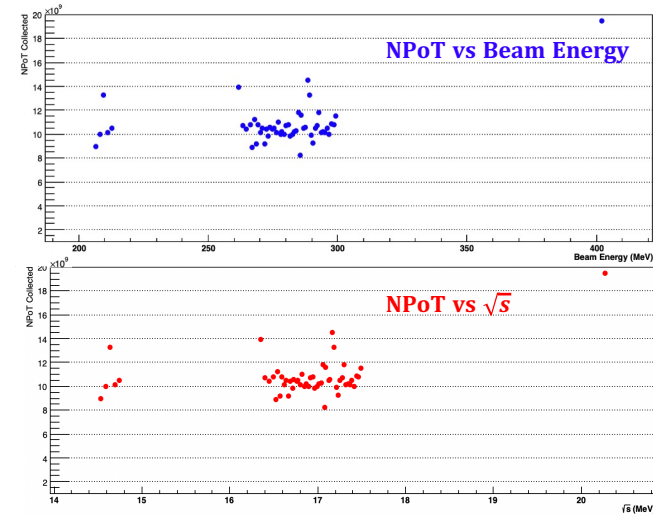
X17 at PADME: Energy scan

- First dipole and collimators select energy
 - $dp \propto$ collimator aperture
- Correct the trajectory using second dipole to put the beam back on axis at PADME
- Closed collimators:
 - > low energy spread -> excellent invariant mass resolution
 - > low beam multiplicity -> low pileup -> excellent event separation



Data collected

- Collected $\sim 10^{10}$ PoT per point at:
 - 47 points around X17 resonance
 - 5 points below resonance
 - 1 point above resonance
- Using kinematic relation between E_γ and θ_γ
 - > very good signal-background separation

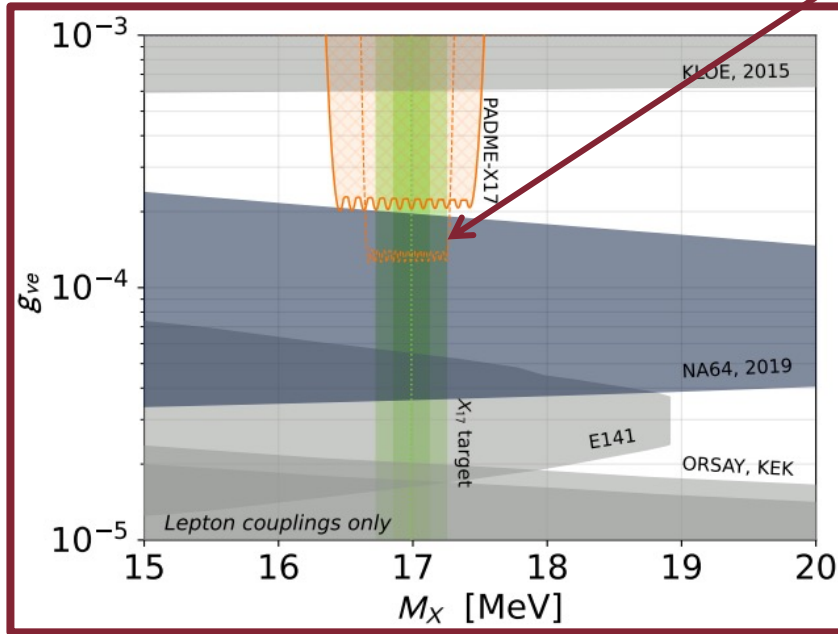


Expected limits

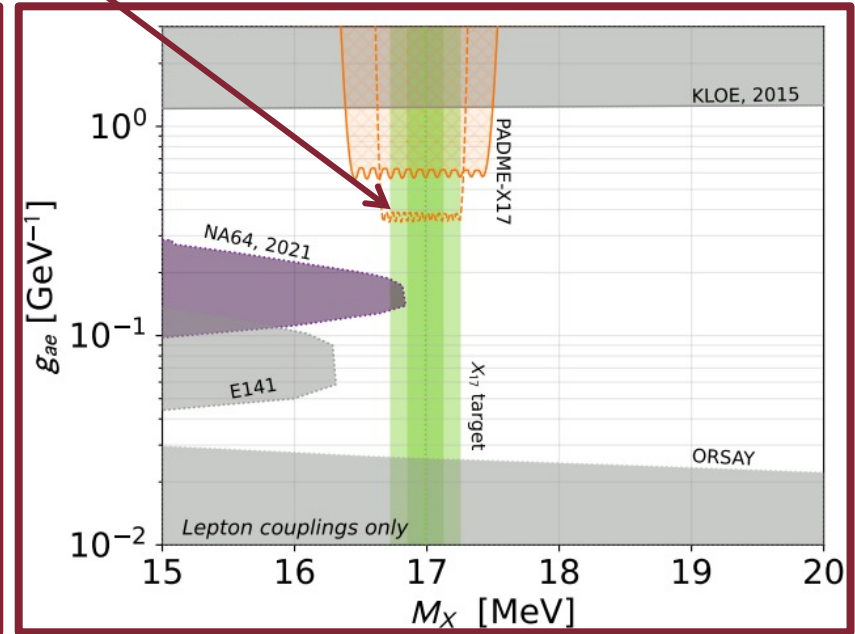
PADME limit aim

[Phys.Rev.D 106 \(2022\) 11, 115036](https://arxiv.org/abs/2201.115036)

Vector X17



Pseudo scalar X17



Conclusions

- PADME's 2 runs between 2018 and 2020 PADME allowed us to optimise running conditions and detector reconstruction [JINST 17 \(2022\) 08, P08032](#)
- We created a detailed and reliable Monte Carlo simulation of the beam-line [JHEP 09 \(2022\), 233](#)
- We've performed the most precise measurement of $\sigma(e^+e^- \rightarrow \gamma\gamma(\gamma))$ below 1 GeV [Phys. Rev. D 107, 012008](#)
- Run 3 has finished & data analysis is ongoing, hoping to shine light on the X17

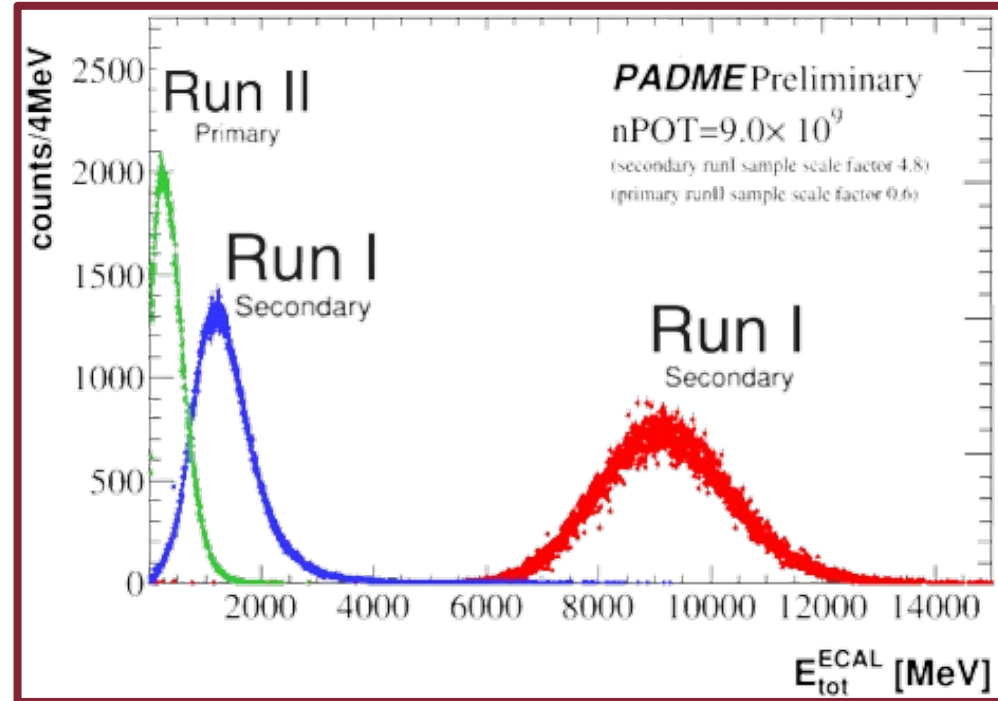




Thank you for your attention
and
turn the dark on!

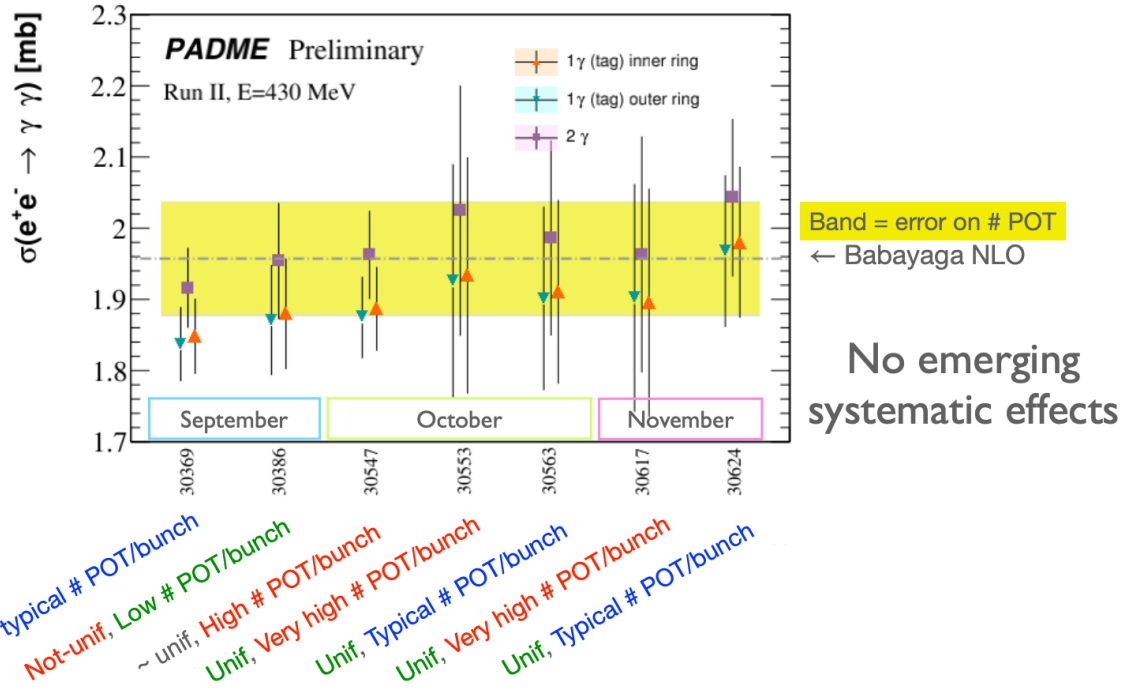
Data Taking

- Two runs in three configurations since installation in Sept. 2018
 - Run 1a) (Oct 2018-February 2019)
 - Secondary e^+ from e^- on Cu target before the entrance of BTF
 - Run 1b) (February -March 2019)
 - Primary e^+ from W-Re e^+ converter immediately after e^- production
 - Run 2 (Sept 2020-Dec 2020)
 - primary e^+ beam and improved beamline setup
- Acquired luminosity measurement:
 - Run1 = 7×10^{12} POT
 - Run2 = 5.5×10^{12} POT
 - Precision = 5%

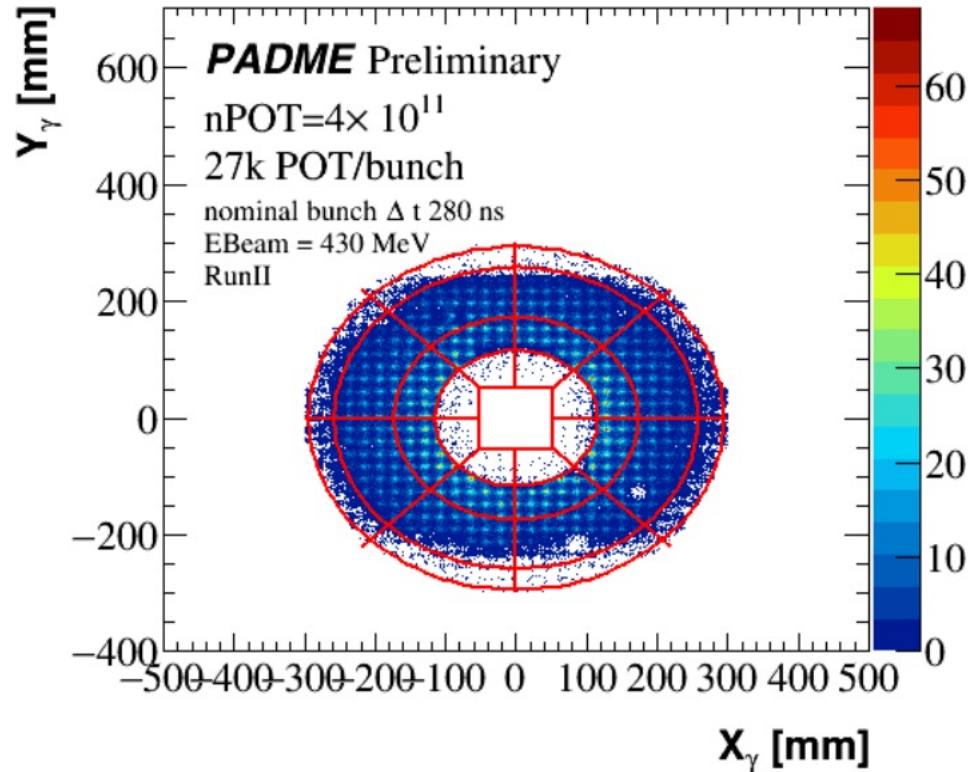


Run 1 secondary beam	25 kPoT 545 MeV 250 ns bunch
Run1 primary beam	25 kPoT 490 MeV 250 ns bunch
Run2 primary beam, moved mylar window	28 kPoT 430 MeV 280 ns bunch

Cross section measurement: run variation

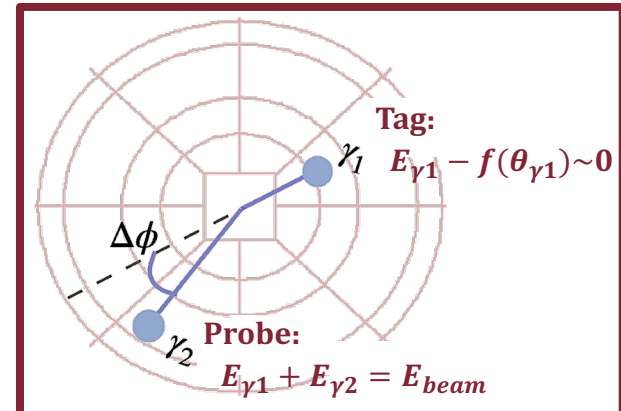
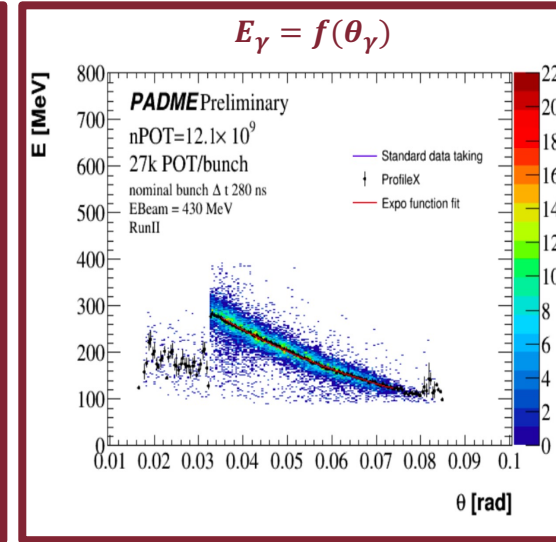
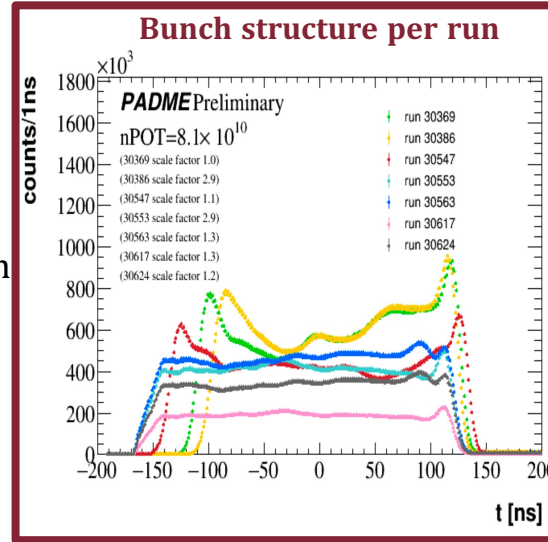


Ecal geometry



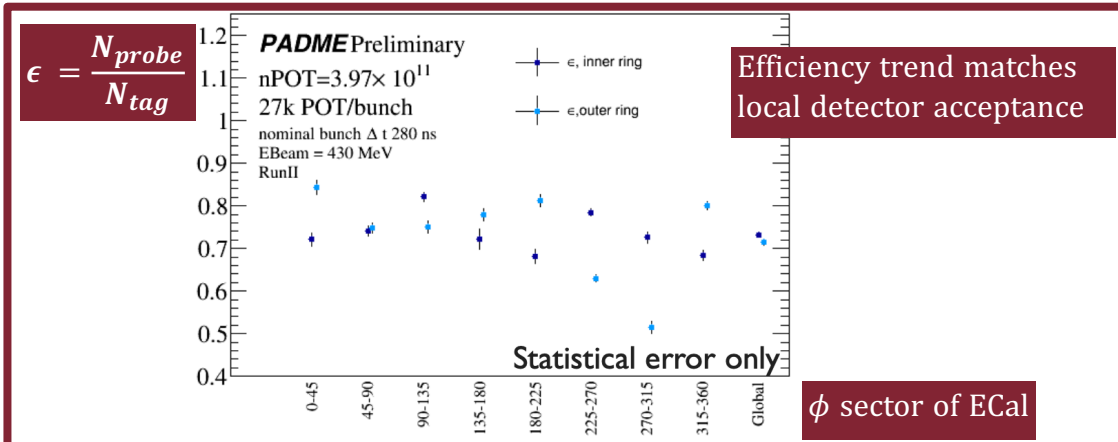
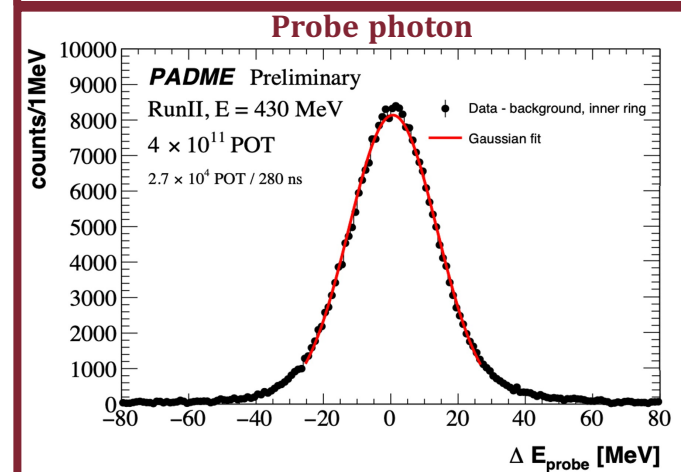
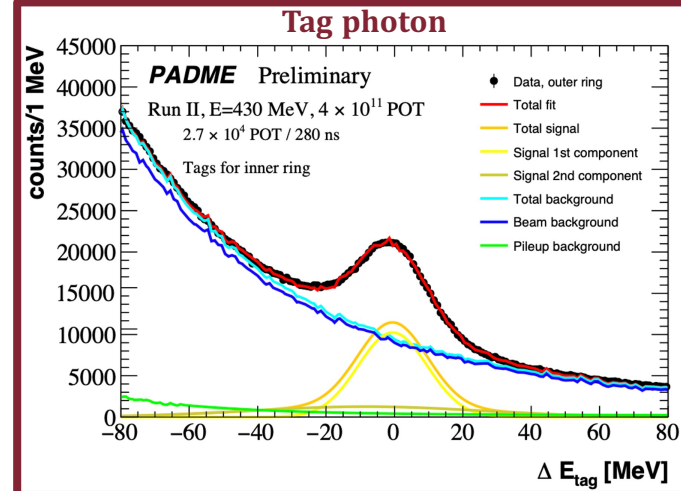
Tag and probe

- Measurement used 10% of Run 2 data
 - NPOT stable in time within each run
 - 19K – 36K POT/bunch
 - 4×10^{11} total POT
 - $E_{beam} = 430$ MeV
 - Bunch length $\sim 200-280$ ns
 - different time profile in each run
- Tag and probe method, exploiting two-body kinematics $\rightarrow E_\gamma = f(\theta_\gamma)$
 - Count tag photons with $E_\gamma - f(\theta_\gamma) \sim 0$
 - Match using $E_{\gamma 1} + E_{\gamma 2} = E_{beam}$ and count probes



Event selection

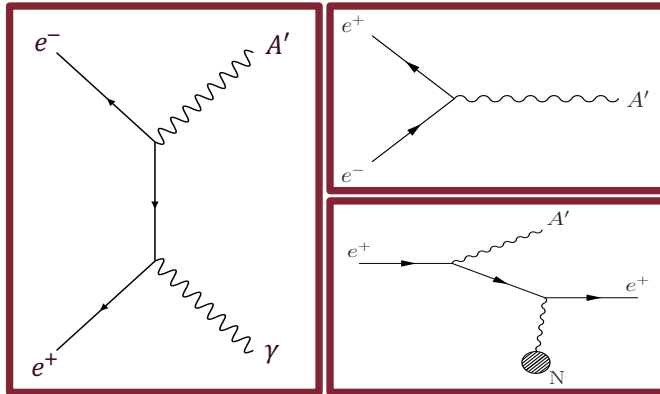
- At least two good quality ECAL clusters:
 - $|\Delta t| < 10$ ns
 - $E_{\gamma 1} > 90$ MeV, $E_{\gamma 2} > 90$ MeV
 - $\Delta E = E_{\gamma} - f(\theta_{\gamma})$:
 $|\Delta E(\theta_1)| < 100$ MeV $|\Delta E(\theta_2)| < 100$ MeV
 - For the leading photon $R_{\gamma 1} \in FR$ ($115.8 < R < 285$ mm
 $\sim 6\%$ acceptance)



Experimental approaches

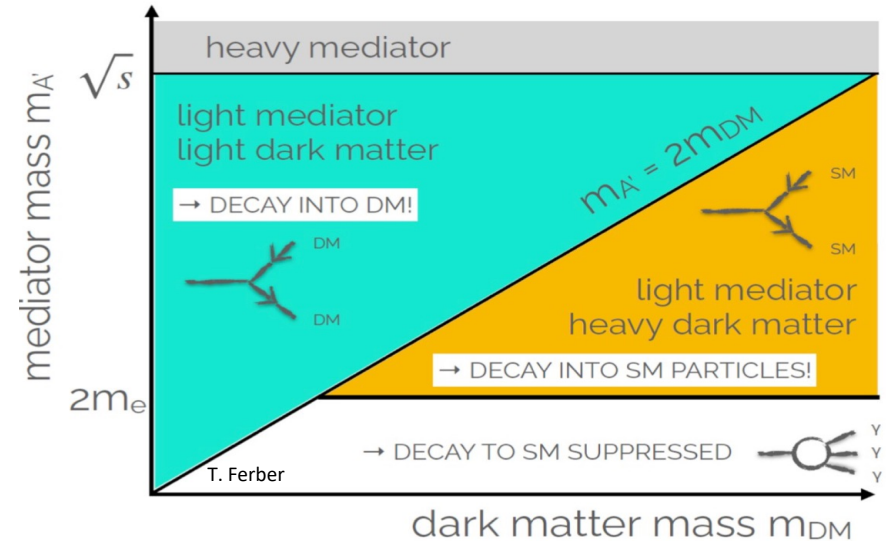
Production: Positron Annihilation

- Vector portal production at PADME:
 - Annihilation:
 - **Associated production:** $e^+e^- \rightarrow \gamma A'$
 - **Resonant annihilation:** $e^+e^- \rightarrow A'$
 - **A' -strahlung:** $e^+N \rightarrow Ne^+A'$

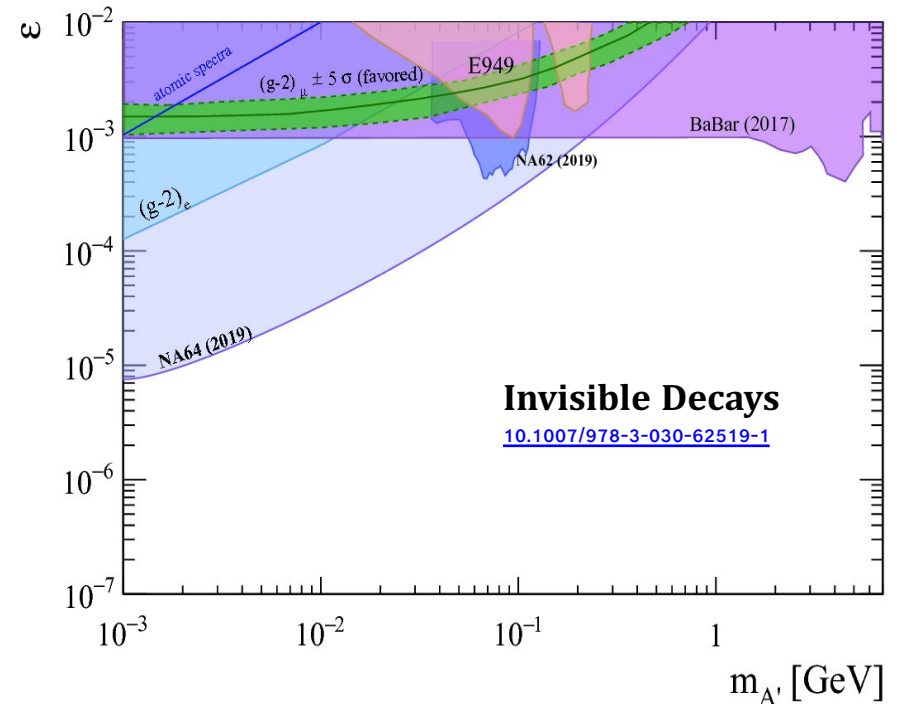
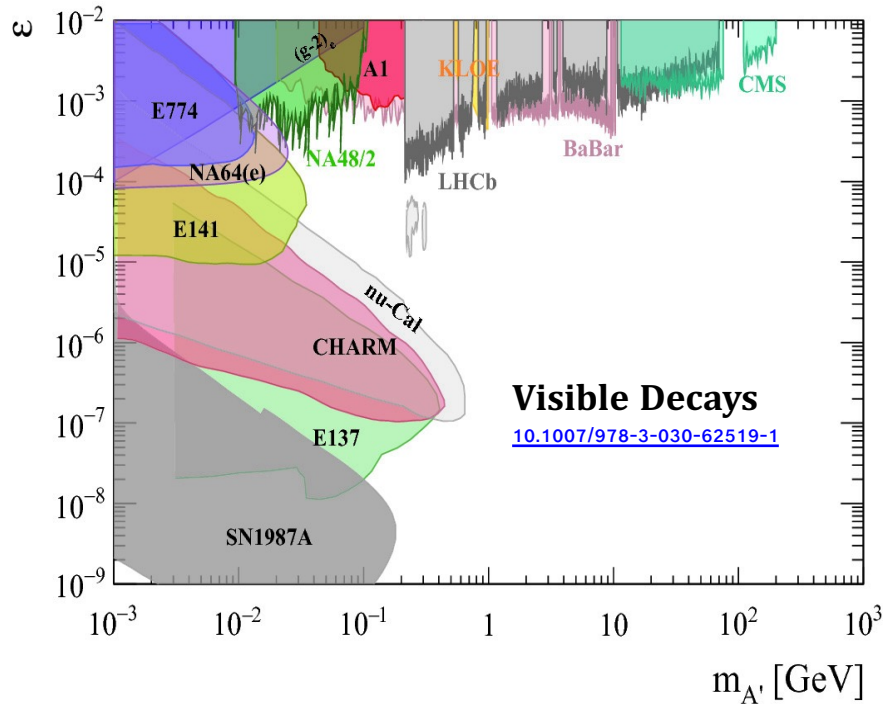


Decay

- **Visible searches:** detection of lepton pair in $A' \rightarrow l^+l^-$
- **Invisible searches:** don't rely on detection of decay products



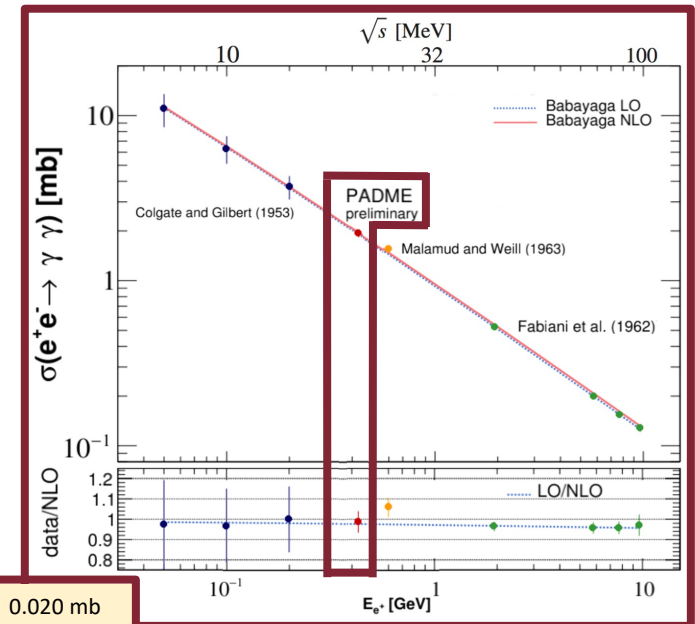
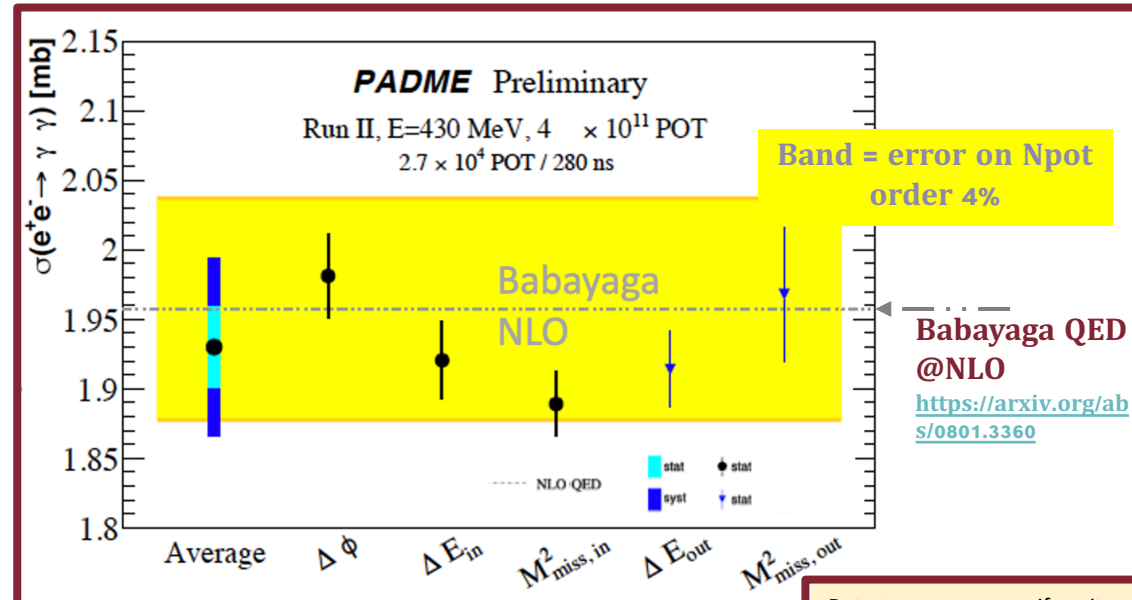
Current constraints



Cross section measurement

$$\sigma(e^+e^- \rightarrow \gamma\gamma(\gamma)) = 1.930 \pm 0.029 (stat) \pm 0.057 (syst) \pm 0.020 (target) \pm 0.079 (lumi) mb$$

$$QED @NLO \sigma(e^+e^- \rightarrow \gamma\gamma(\gamma)) = 1.9573 \pm 0.0005 (stat) \pm 0.0020 (syst) mb$$



Detector response uniformity	0.020 mb
Background modelling	0.047 mb
Acceptance	0.025 mb
n POT: target calibration	0.079 mb
Electron density (target thickness)	0.020 mb

Full details: Phys. Rev. D 107, 012008
I. Oceano @ Moriond